

**MARK SCHEME for the October/November 2011 question paper  
for the guidance of teachers**

**9713 APPLIED ICT**

**9713/02**

Paper 2 (Practical Test A), maximum raw mark 120

This mark scheme is published as an aid to teachers and candidates, to indicate the requirements of the examination. It shows the basis on which Examiners were instructed to award marks. It does not indicate the details of the discussions that took place at an Examiners' meeting before marking began, which would have considered the acceptability of alternative answers.

Mark schemes must be read in conjunction with the question papers and the report on the examination.

- Cambridge will not enter into discussions or correspondence in connection with these mark schemes.

Cambridge is publishing the mark schemes for the October/November 2011 question papers for most IGCSE, GCE Advanced Level and Advanced Subsidiary Level syllabuses and some Ordinary Level syllabuses.

<b>Page 2</b>	<b>Mark Scheme: Teachers' version</b>	<b>Syllabus</b>	<b>Paper</b>
	<b>GCE AS/A LEVEL – October/November 2011</b>	<b>9713</b>	<b>02</b>

# **9713 – November 2011**

## **AS Level – Paper 2 – Practical Test**

No marks to be awarded for any printout not containing the candidate name, candidate number and centre number

2011\_Nov\_9713\_02\_MS\_Final\_published.docx

Podcast planning grid for Lyryx

Title 100% correct 1 mark  
On left in header 1 mark

Name, centre and candidate number

Candidate details on right in header 1 mark  
Top 2 rows deleted 1 mark

	A	B	C	D
1				
2	<i>Sequence</i>	<i>Track Code</i>	<i>Album</i>	<i>Track</i>
3	1			Intro
4	10			Interview
5	16			Plenary
6	7			Soundbyte
7	4			History
8	13			Plans
9	9	Lyr0305BR	=HLOOKUP(VALUE(MID(B9,4,2)),N11Tracks.csv!\$C\$1:\$J\$2,2,FALSE)	=VLOOKUP(VALUE(MID(B9,6,2)),N11Tracks.csv!\$B\$3:\$J\$18,1+VALUE(MID(B9,4,2)),FALSE)
10	2	Lyr0306BR	=HLOOKUP(VALUE(MID(B10,4,2)),N11Tracks.csv!\$C\$1:\$J\$2,2,FALSE)	=VLOOKUP(VALUE(MID(B10,6,2)),N11Tracks.csv!\$B\$3:\$J\$18,1+VALUE(MID(B10,4,2)),FALSE)
11	3	Lyr0105RR	=HLOOKUP(VALUE(MID(B11,4,2)),N11Tracks.csv!\$C\$1:\$J\$2,2,FALSE)	=VLOOKUP(VALUE(MID(B11,6,2)),N11Tracks.csv!\$B\$3:\$J\$18,1+VALUE(MID(B11,4,2)),FALSE)
12	6	Lyr0210MR	=HLOOKUP(VALUE(MID(B12,4,2)),N11Tracks.csv!\$C\$1:\$J\$2,2,FALSE)	=VLOOKUP(VALUE(MID(B12,6,2)),N11Tracks.csv!\$B\$3:\$J\$18,1+VALUE(MID(B12,4,2)),FALSE)
13	5	Lyr0715BC	=HLOOKUP(VALUE(MID(B13,4,2)),N11Tracks.csv!\$C\$1:\$J\$2,2,FALSE)	=VLOOKUP(VALUE(MID(B13,6,2)),N11Tracks.csv!\$B\$3:\$J\$18,1+VALUE(MID(B13,4,2)),FALSE)
14	14	Lyr0803RC	=HLOOKUP(VALUE(MID(B14,4,2)),N11Tracks.csv!\$C\$1:\$J\$2,2,FALSE)	=VLOOKUP(VALUE(MID(B14,6,2)),N11Tracks.csv!\$B\$3:\$J\$18,1+VALUE(MID(B14,4,2)),FALSE)
15	15	Lyr0403ID	=HLOOKUP(VALUE(MID(B15,4,2)),N11Tracks.csv!\$C\$1:\$J\$2,2,FALSE)	=VLOOKUP(VALUE(MID(B15,6,2)),N11Tracks.csv!\$B\$3:\$J\$18,1+VALUE(MID(B15,4,2)),FALSE)
16	8			
17	1			
18	1			

LOOKUP function or HLOOKUP 1 mark  
Lookup reference – include VALUE 1 mark  
MID extraction 1 mark  
correct cell 1 mark  
relative reference 1 mark  
start 4th character 1 mark  
2 characters extracted 1 mark  
External file reference - N11Tracks.csv 1 mark  
Correct range C1:J2 1 mark  
absolute reference 1 mark  
Correct return row 1 mark  
False parameter used 1 mark

LOOKUP function or VLOOKUP 1 mark  
Lookup reference – include VALUE 1 mark  
MID extraction 1 mark  
correct cell 1 mark  
relative reference 1 mark  
start 6th character 1 mark  
2 characters extracted 1 mark  
External file reference - N11Tracks.csv 1 mark  
Correct range B3:J18 1 mark  
absolute reference 1 mark  
Return column 1 mark  
1+ 1 mark  
include VALUE 1 mark  
MID extraction 1 mark  
correct cell – B9 1 mark  
relative reference 1 mark  
start 4th character 1 mark  
2 characters extracted 1 mark  
False parameter used 1 mark

Selected data only 1 mark  
Row headings visible 1 mark  
Column headings visible 1 mark  
Replication - correct 1 mark  
All formulae & labels fully visible 1 mark  
Landscape orientation 1 mark

Podcast planning grid for Lyryx

Name, centre and candidate number

	<b>E</b>	<b>F</b>	<b>G</b>	<b>H</b>
<b>1</b>	<b>Start time</b>		<b>Duration</b>	
<b>2</b>	<b>Minutes</b>	<b>Seconds</b>	<b>Minutes</b>	<b>Seconds</b>
<b>3</b>	0	0	0	25
<b>4</b>	=INT(((E3+G3)*60+F3+H3)/60)	=(E3+G3)*60+F3+H3-60*INT(((E3+G3)*60+F3+H3)/60)	3	2
<b>5</b>	=INT(((E4+G4)*60+F4+H4)/60)	=(E4+G4)*60+F4+H4-60*INT(((E4+G4)*60+F4+H4)/60)	2	41
<b>6</b>	=INT(((E5+G5)*60+F5+H5)/60)	=(E5+G5)*60+F5+H5-60*INT(((E5+G5)*60+F5+H5)/60)	0	37
<b>7</b>	=INT(((E6+G6)*60+F6+H6)/60)	=(E6+G6)*60+F6+H6-60*INT(((E6+G6)*60+F6+H6)/60)	3	0
<b>8</b>	=INT(((E7+G7)*60+F7+H7)/60)	=(E7+G7)*60+F7+H7-60*INT(((E7+G7)*60+F7+H7)/60)	2	25
<b>9</b>	=INT(((E8+G8)*60+F8+H8)/60)	=(E8+G8)*60+F8+H8-60*INT(((E8+G8)*60+F8+H8)/60)	0	20
<b>10</b>	=INT(((E9+G9)*60+F9+H9)/60)	=(E9+G9)*60+F9+H9-60*INT(((E9+G9)*60+F9+H9)/60)	1	50
<b>11</b>	=INT(((E10+G10)*60+F10+H10)/60)	=(E10+G10)*60+F10+H10-60*INT(((E10+G10)*60+F10+H10)/60)	3	10
<b>12</b>	=INT(((E11+G11)*60+F11+H11)/60)	=(E11+G11)*60+F11+H11-60*INT(((E11+G11)*60+F11+H11)/60)	1	12
<b>13</b>	=INT(((E12+G12)*60+F12+H12)/60)	=(E12+G12)*60+F12+H12-60*INT(((E12+G12)*60+F12+H12)/60)	2	52
<b>14</b>	=INT(((E13+G13)*60+F13+H13)/60)	=(E13+G13)*60+F13+H13-60*INT(((E13+G13)*60+F13+H13)/60)	2	40
<b>15</b>	=INT(((E14+G14)*60+F14+H14)/60)	=(E14+G14)*60+F14+H14-60*INT(((E14+G14)*60+F14+H14)/60)	0	30
<b>16</b>	=INT(((E15+G15)*60+F15+H15)/60)	=(E15+G15)*60+F15+H15-60*INT(((E15+G15)*60+F15+H15)/60)	3	12
<b>17</b>	=INT(((E16+G16)*60+F16+H16)/60)	=(E16+G16)*60+F16+H16-60*INT(((E16+G16)*60+F16+H16)/60)	1	15
<b>18</b>	=INT(((E17+G17)*60+F17+H17)/60)	=(E17+G17)*60+F17+H17-60*INT(((E17+G17)*60+F17+H17)/60)	0	42
<b>19</b>	=INT(((E18+G18)*60+F18+H18)/60)	=(E18+G18)*60+F18+H18-60*INT(((E18+G18)*60+F18+H18)/60)		

INT for whole formula 1 mark  
 (E3+G3) 1 mark  
 \*60 1 mark  
 +F3+H3 1 mark  
 All divided by 60 1 mark

INT for whole formula 1 mark  
 (E3+G3) 1 mark  
 \*60 1 mark  
 +F3+H3 1 mark  
 Subtract 1 mark  
 60 multiplied by 1 mark  
 Number of minutes (same formulae) 1 mark  
 Allow modulo arithmetic for all 6 marks

Selected data only 1 mark  
 Row headings visible 1 mark  
 Column headings visible 1 mark  
 Replication - correct 1 mark  
 All formulae & labels fully visible 1 mark  
 Landscape orientation 1 mark

<b>Page 5</b>	<b>Mark Scheme: Teachers' version</b>	<b>Syllabus</b>	<b>Paper</b>
	<b>GCE AS/A LEVEL – October/November 2011</b>	<b>9713</b>	<b>02</b>

Podcast planning grid for Lyryx

Name, centre and candidate number

Rows 1 & 2 - centre aligned 1 mark  
 Italic 1 mark  
 Bold 1 mark

Cells merged – Start time 1 mark  
 Cells merged – Duration 1 mark  
 Gridlines visible 1 mark

<b>Sequence</b>	<b>Track Code</b>	<b>Album</b>	<b>Track</b>	<b>Start time</b>		<b>Duration</b>	
				<b>Minutes</b>	<b>Seconds</b>	<b>Minutes</b>	<b>Seconds</b>
1			Intro	0	0	0	25
2	Lyr0306BR	Lyryx III	Long hop	0	25	3	2
3	Lyr0105RR	Lyryx	Silhouette	3	27	2	41
4			History	6	8	0	37
5	Lyr0715BC	Seventh Livin'	Prelude to love	6	45	3	0
6	Lyr0210MR	Seconds out	Opus 45	9	45	2	25
7			Soundbyte	12	10	0	20
8	Lyr0408MR	Four down	Symphonia part 4	12	30	3	20
9	Lyr0305BR	Lyryx III	Crimean sun	15	50	3	10
10			Interview	19	0	1	12
11	Lyr0716RC	Seventh Livin'	Deep down	20	12	2	52
12	Lyr0705BC	Seventh Livin'	Energy field	23	4	2	40
13			Plans	25	44	0	30
14	Lyr0803RC	Octoryx	Karlamonster	26	14	3	12
15	Lyr0403ID	Four down	Bass desire	29	26	1	15
16			Plenary	30	41	0	42
				31	23		
Type of music							

Sorted ascending on Sequence 1 mark  
 Portrait orientation 1 mark

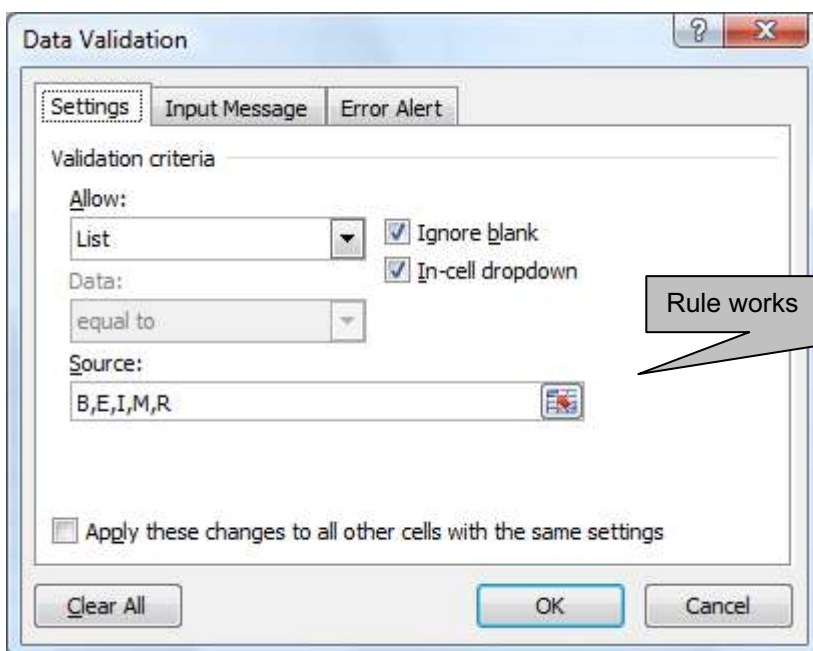
Podcast planning grid for Lyryx – Version 2 Name, centre and candidate number

Heading changed – check case 1 mark

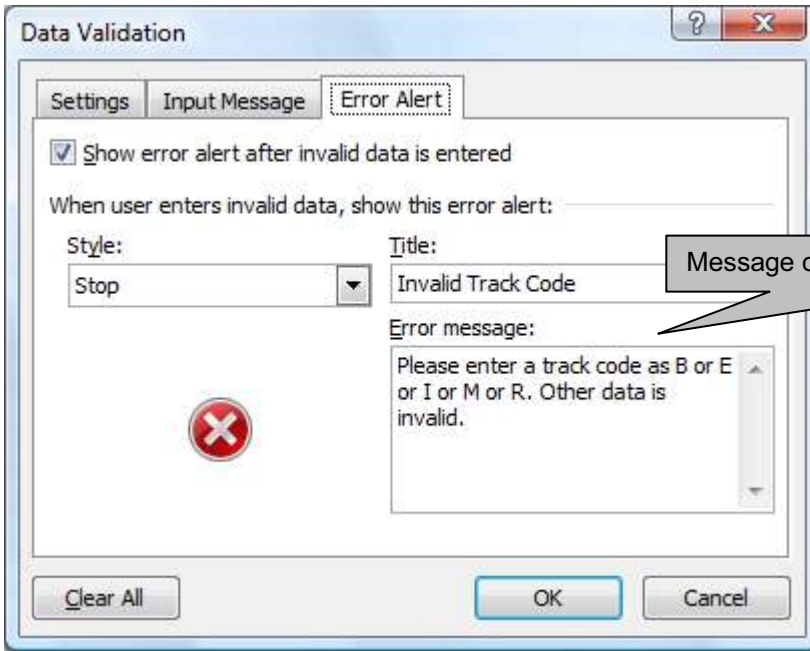
Sequence	Track Code	Album	Track	Start time		Duration	
				Minutes	Seconds	Minutes	Seconds
1			Intro	0	0	0	25
2	Lyr0306BR	Lyryx III	Long hop	0	25	3	2
3	Lyr0105RR	Lyryx	Silhouette	3	27	2	41
4			History	6	8	0	37
5	Lyr0715BC	Seventh Livin'	Prelude to love	6	45	3	0
6	Lyr0210MR	Seconds out	Opus 45	9	45	2	25
7			Soundbyte	12	10	0	20
8	Lyr0806MC	Octoryx	Snow filled heart	12	30	1	50
9	Lyr0305BR	Lyryx III	Crimean sun	14	20	3	10
10			Interview	17	30	1	12
11	Lyr0715RC	Seventh Livin'	Deep down	18	42	2	52
12	Lyr0715BC	Seventh Livin'	Energy field	21	34	2	40
13			Plans	24	14	0	30
14	Lyr0715RC	Octoryx	Karlamonster	24	44	3	12
15	Lyr0715ID	Four down	Bass desire	27	56	1	15
16			Plenary	29	11	0	49
				30	0		
Type of music							

Track changed to Lyr0806MC 1 mark  
Running time now 1 minute 50 seconds 1 mark

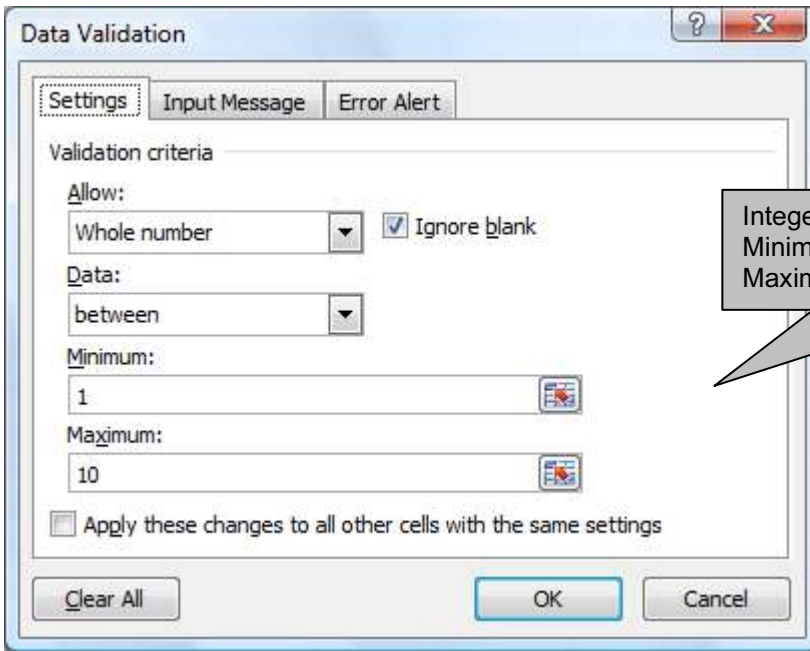
Plenary adjusted so podcast takes 30 minutes 1 mark



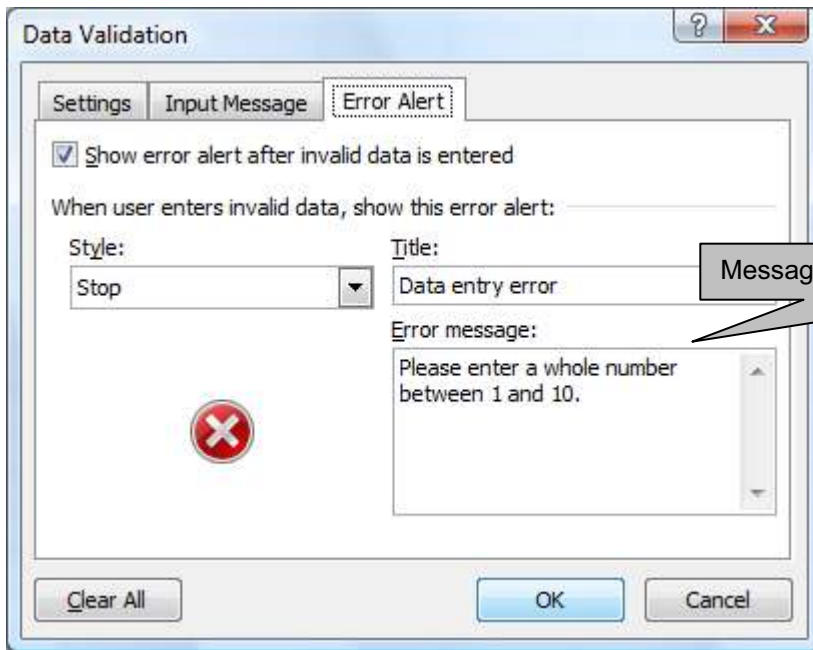
Rule works 1 mark



Message offers guidance 1 mark



Integer 1 mark  
 Minimum  $\geq 1$  1 mark  
 Maximum  $\leq 10$  1 mark



Message offers guidance 1 mark

Testing the data entered is valid:

Data chosen	Type of data	Expected outcome	Actual outcome
>0 and <11	Normal	Works	Works
Negative, text, >10, decimal	Abnormal	Error message	Screen shot of error message
1	Extreme	Works	Works
10	Extreme		Works



<b>Page 9</b>	<b>Mark Scheme: Teachers' version</b>	<b>Syllabus</b>	<b>Paper</b>
	<b>GCE AS/A LEVEL – October/November 2011</b>	<b>9713</b>	<b>02</b>

Step 26

Marks awarded in pairs:

First mark for outlining mark point, second for example/description

Image position different

Layout errors site 1 – e.g. No precision framing

Logo image resized/too large

Other image, choice audience appropriate/meaning/depiction

Text wrapping

Aspect ratio not maintained

Audience appropriate use of colour

Mis-spelling of words – 'vidio', etc.

Consistency of styles used/spacing between tabs

Suitability for target audience

Readability

Media – site 2 shows errors to user, site 1 does not

Screen/window coverage

Single mark for selection of page 2

(This section max 12 marks)

<b>Page 10</b>	<b>Mark Scheme: Teachers' version</b>	<b>Syllabus</b>	<b>Paper</b>
	<b>GCE AS/A LEVEL – October/November 2011</b>	<b>9713</b>	<b>02</b>

<Automated date and time here>

This is the text from the previous section – content not marked here.

Standing proudly beside the glittering, blue ocean in the burgeoning resort of Tawara Beach, it aims to offer 5 star service in a 5 star location. On arrival, take a quiet and leisurely stroll through the dazzling gardens past the serene swimming pools and onto the glorious beach and you'll instantly be thrilled that you are in Lanka. Inside the hotel there is a full entertainment programme

Image – Centre column	
Align to top margin	1 mark
Align to column width	1 mark
Not distorted	1 mark
Text wrap below	1 mark

to a well equipped fitness centre. So, whether you're a young family looking for a lively week filled with fun and activity or a couple seeking relaxation and romance, the world class Hotel Tawara Beach will have what you're looking for, and more.

The hotel lies on the golden beach and is

Body text	
size of 10 points	1 mark
1.5 line spacing	1 mark
3 columns	1 mark
2 centimetre space between	1 mark
Sans-serif font	1 mark
fully justified	1 mark
applied to all text	1 mark

labyrinth of streets and is mainly residential with

Header & footer	
12 point	1 mark
Serif	1 mark

Page	
A4 landscape	1 mark
Margins	
2 cm all around	1 mark

Footer MUST align to margins	
Candidate name – left	1 mark
Auto page numbering – centre	1 mark
Candidate number – right	1 mark

<Centre number>  
a scattering of shops, cafes, bars and restaurants. It is starting to be developed but don't expect a European style walkway with a multitude of tourist shops. One of the great pleasures is to stroll around the resort part of an evening along with many of the residents. Something you have to get used to is the friendliness of the people - they want to chat to you (usually about cricket).

Image by Hothouse Design

Contact us

Header MUST align to margins	
Auto date and time – left	2 marks
Centre number – right	1 mark

<Candidate name>

<Candidate number>